Year 8 Bearings and Transformations – Developing

HappyKids.fit

Year 8 · Maths · Bearings, Coordinates and Transformations · Level 2 Developing · 10 questions

Name _____ **Date** _____

A. Use transformations

1. Find the midpoint of the line segment from (4, −7) to (6, 2).

Answer _____

2. A translation maps P (1, 2) to P' (6, 7). Write the translation vector.

Answer _____

3. The diagram shows the angle between due south and the line AB. B is to the west of the south line. Find the bearing of B from A.

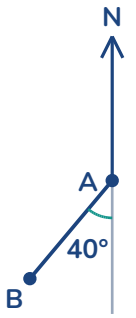

Answer _____

4. The bearing of B from A is 230°. Lina says the bearing of A from B is 410°. Explain the mistake and give the correct bearing.

Answer _____

5. Reflect the shape in the line x = 1. Draw the image on the grid and write the coordinates of the image of each labelled corner.

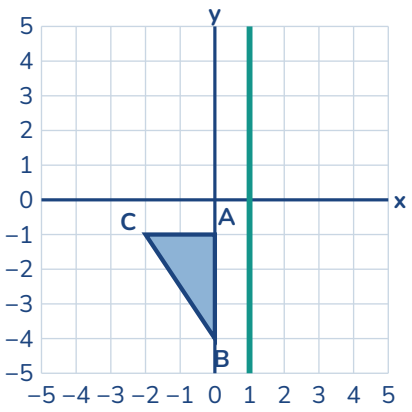

6. Reflect the shape in the line y = −1. Draw the image on the grid and write the coordinates of the image of each labelled corner.

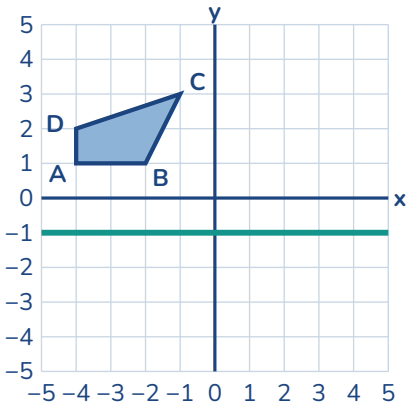

7. Rotate the shape 90° clockwise about the centre R (−1, −2). Draw the image on the grid and write the coordinates of the image of each labelled corner.

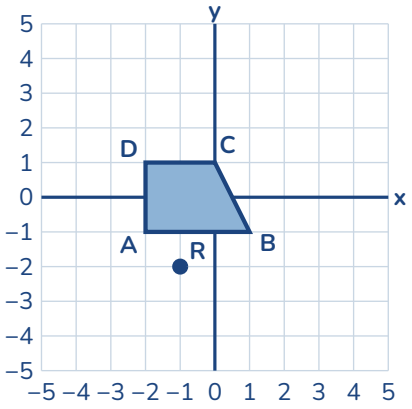

8. Rotate the shape 90° anticlockwise about the centre R (−1, 1). Draw the image on the grid and write the coordinates of the image of each labelled corner.

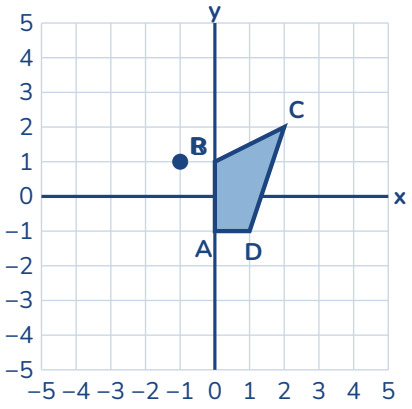

9. Enlarge triangle ABC by scale factor 2 with centre O (−4, −2). Draw the image on the grid and write the coordinates of A', B' and C'.

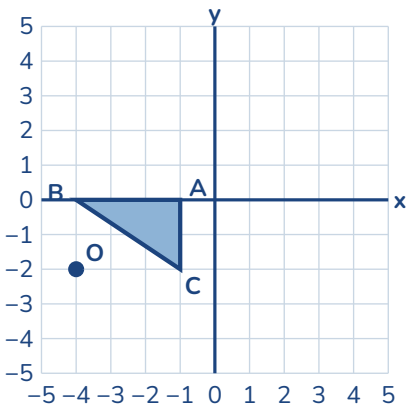

10. Enlarge triangle ABC by scale factor 2 with centre O (−2, −4). Draw the image on the grid and write the coordinates of A', B' and C'.

