

# Count and Write the Number




Count each group of pictures. Then write the number in the box.

1.



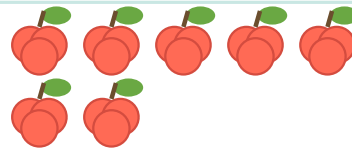
6.



2.



7.



3.



8.



4.



9.



5.



10.



# Count and Colour



Count the pictures. Colour the box that shows the correct number.

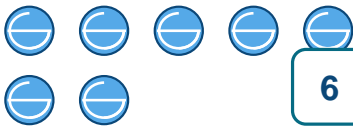
1. Count and colour:

 2 3 4


2. Count and colour:

 4 5 6

3. Count and colour:

 6 7 8

4. Count and colour:

 8 9 10

5. Count and colour:

 3 4 5

6. Count and colour:

 5 6 7

# Ten Frame Practice



Draw the correct number of the picture shown in each ten frame.

**Draw 1**  apples


**Draw 6**  apples


**Draw 2**  stars


**Draw 7**  stars


**Draw 3**  basketballs


**Draw 8**  basketballs


**Draw 4**  carrots


**Draw 9**  carrots


**Draw 5**  fish


**Draw 10**  fish


# Trace and Write Numbers



Trace the grey numbers. Then write each number on your own.

**Number 1**

1			
---	--	--	--

**Number 6**

6			
---	--	--	--

**Number 2**

2			
---	--	--	--

**Number 7**

7			
---	--	--	--

**Number 3**

3			
---	--	--	--

**Number 8**

8			
---	--	--	--

**Number 4**

4			
---	--	--	--

**Number 9**

9			
---	--	--	--

**Number 5**

5			
---	--	--	--

**Number 10**

10			
----	--	--	--

# Answer Sheet



Use this page to quickly check the answers.

## Page 1: Count and Write the Number

1. 1

2. 2

3. 3

4. 4

5. 5

6. 6

7. 7

8. 8

9. 9

10. 10

## Page 2: Count and Colour

1. Colour 3

2. Colour 5

3. Colour 7

4. Colour 9

5. Colour 4

6. Colour 6

## Page 3: Ten Frame Practice

Children should draw the matching number of pictures in each ten frame: 1, 2, 3, 4, 5, 6, 7, 8, 9 and 10.

## Page 4: Trace and Write Numbers

Children should trace and write each number from 1 to 10.



Thank you for using HappyKids.fit!