

# Count and Write the Number

Count each group of pictures. Then write the number in the box.








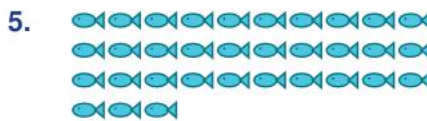















# Count and Colour

Count the pictures. Colour the box that shows the correct number.

1. Count and colour:



20   22   24

2. Count and colour:




26   28   30

3. Count and colour:




33   35   37

4. Count and colour:




39   41   43

5. Count and colour:



45   47   49

6. Count and colour:



48   49   50

## Missing Numbers

Fill in the missing numbers. Write neatly in the blank boxes.

<sup>1</sup> 21 22  24 25

<sup>2</sup> 26  28 29 30

<sup>3</sup> 31 32 33  35

<sup>4</sup>  37 38 39 40

<sup>5</sup> 41  43 44 45

<sup>6</sup> 46 47  49 50

<sup>7</sup> 23 24  26 27

<sup>8</sup> 34  36 37 38

### Extra practice

39 40  42 43  45 46  48 49 50

# Trace and Write Numbers

Trace each number. Then write the number on your own in the blank box below.

**21 - 30**

Trace the grey numbers. Then write each number neatly in the blank box below.

21	22	23	24	25	26	27	28	29	30

**31 - 40**

Trace the grey numbers. Then write each number neatly in the blank box below.

31	32	33	34	35	36	37	38	39	40

**41 - 50**

Trace the grey numbers. Then write each number neatly in the blank box below.

41	42	43	44	45	46	47	48	49	50

# Before and After Numbers

Write the number that comes before and the number that comes after.

Before	Number	After
<input type="text"/>	22	<input type="text"/>
<input type="text"/>	25	<input type="text"/>
<input type="text"/>	29	<input type="text"/>
<input type="text"/>	33	<input type="text"/>
<input type="text"/>	36	<input type="text"/>
<input type="text"/>	40	<input type="text"/>
<input type="text"/>	44	<input type="text"/>
<input type="text"/>	47	<input type="text"/>
<input type="text"/>	50	<input type="text"/>

# Answer Sheet

Use this page to quickly check the answers.

## Page 1: Count and Write

- 1) 21 2) 24 3) 27 4) 30 5) 33  
6) 36 7) 39 8) 42 9) 45 10) 50

## Page 2: Count and Colour

- 1) Colour 22 2) Colour 28 3) Colour 35  
4) Colour 41 5) Colour 47 6) Colour 50

## Page 3: Missing Numbers

- 1) 23 2) 27 3) 34 4) 36  
5) 42 6) 48 7) 25 8) 35

Extra practice answers: 41, 44, 47

## Page 4: Trace and Write

Children should trace and write numbers from 21 to 50.

Check number formation and spacing.

## Page 5: Before and After Numbers

Before	Number	After
21	22	23
24	25	26
28	29	30
32	33	34
35	36	37
39	40	41
43	44	45
46	47	48
49	50	51

**Thank you for using HappyKids.fit!**

Keep practising counting, writing and number order from 21 to 50.